












RECEPTACLES & CARTS

	Grey Receptacle	Seamless construction, strong and long lasting.	REC20CO	20 GAL FITS 30X38 BAG
			LID20	20 GAL LID
			3200CO	32 GAL FITS 35X50 BAG
			LID32MA	32 GAL LID
	Dolly For Receptacles	Twist on and off. Fits 20, 32, 44, 55 gal. round receptacles. 3" non-marking swivel casters.	DOL32CO	
	Caddy Maid for Round and Square Receptacle	Convenient handle to raise and carry. Fits round or square receptacles.	3155CO	
	Square Receptacle	Reinforced base will take rough commercial use.	B25CO	25 GAL FITS 35X50 BAG
			B32CO	32 GAL FITS 35X50 BAG
			1700CO	TIP TOP LID FOR 32 GAL
	Caddy Pocket # 3175	9 pocket caddy bag to fit round or square receptacles.	3175CO	
	23 Gallon Wall Hugger Grey	Efficient in tight spaces. Standing 30" tall by less than 1 foot.	8323CO	FITS 35X50 BAG
			7320CO	FLIP TOP LID
	Wastebasket # 2818 Black	281/8 qt. Rectangular.	2818CO	
	Recycle Receptacle		RCY58CO	28 QT FITS 24X22 BAG
			4114-1CO	41 1/4 QT FITS 26X36 BAG
	Recycle Tote Box 12.5 gal. Blue		RECYTOTE	

RECEPTACLES & CARTS

	Receptacle #300NL White 42"	The Frost free standing series of waste containers can be used in almost any application. The medium and small garbage cans fit under most counter tops. The all metal construction is ideally suited to fire protection and rugged use.	REC300	
	Recycling Station Wall Mount #315	Flexible modular component design to accommodate specific separation requirements. Ergonomic front loading door reduces risk of back injury. Inclined top discourages use as a table or chair. All exterior components are fabricated metal for maximum fire protection.	FR315	NS
			FR315S	STAINLESS STEEL NS
	Janitor Cart #174	25 gal. heavy duty zippered vinyl bag. Accommodate a 26 or 35 qt. bucket. Non marking 8" rear wheels. Locking compartment available.	CAR74CO	
			176CO	BAG
	Pail Plastic Utility	Stackable for easy storage.	PAL01WH	
	Bucket 10 Quart w / Spout	Rugged, heavy duty construction. Moulded pour spout.	WHITEY	
	Ashurn # 902-3 8x4x6 Stainless	Large, holding bin pivots for quick and easy emptying.	902-3	NS
	Ash Bin Outdoor	Heavy duty all stainless ashtray is ideal for pedestrian common areas. Secured with tumbler keyed lock. Door is hinged with full length stainless steel piano hinge. Corrosion resistant galvanized steel (22 gauge) inner liner with baffle opening.	FR908	4"D x 7.25"W x 10.25"H
			909FR	6"D x 10"W x 14"H
	Pedestal Ashtray	With its all steel construction of heavy HRS, and RAL super durable TGIC-free polyester powder coated rust proof paint, the pedestal ashtray is ideal for any site location. Perfect for use at office buildings, schools, retail outlets, parks, sports facilities, and other commercial properties requiring maximum durability and attractive looks.	FR920	NS
	Rubbermaid Cube Truck	500 lbs. 14 cu. Ft. 44 1/8" x 31" x 32 1/2"	4614RM	NS
	Platform Truck, Diamond Pattern 30"x60"		8875AD	NS
	Utility Cart	Ideal for office, restaurant, Healthcare facility or hotel. Holds 2 bus boxes side by side. Strong sturdy handles.	SMCART	SMALL 33" x 17" x 37"
			7006-AD	LARGE 40" x 19.75" x 37"