















HAND TOWEL & DISPENSERS

	8" Kraft Roll Towel 	Fits Vista and #101 Combination	RKR20PR	205' 24 ROLLS
		Fits Vista and #101 Combination	KT425	420' 12 ROLLS
		Fits Vista	HOK60	600' 12 ROLLS
	8" White Roll Towel 	Fits Vista and #101 Combination	RWH20PR	205' 24 ROLLS
		Fits Vista and #101 Combination	WT425	420' 12 ROLLS
		Fits Vista	MHOW6	600' 12 / ROLLS
	Singlefold 16 Pkg x250 Sheets 	Fits #101 Combination	SIK15PR	KRAFT
		Fits #101 Combination	SIW15PR	WHITE
	Multifold Towel 16 Pkg x250 Sheets 	Fits Multifold towel dispenser #105fr.	MUK14PR	KRAFT
			MUW14PR	WHITE
	#101 Combination Towel	Universal towel dispenser will accept all standard single fold and 205' roll towels. Front loading for easy service and maintenance.	TOW01FR	
	Vista Roll Towel	Fits any generic 8" roll towel 205'-600'.	VISTA	Georgia Pacific
	Sierramatic Towel 7.5 x 700' 	Fits Sierramatic Hands Free, Hygenics Sensor Electric Dispenser.	KTSIERRA KRAFT	6 RL /CS
		Fits Sierramatic Hands Free, Hygenics Sensor Electric Dispenser.	SSTOW WHITE	6 RL /CS
	Sierramatic Hands Free Roll Towel	Fits Sierramatic roll towel.	DISHANDS	NS
	Hygenics Sensor Electric Hand Towel Dispenser	Automatic dispensing when hands are placed under sensor. Large detection zone for easy, reliable operation. Battery life can exceed 36 000 hand dries. Fits Sierramatic roll towel.	DISSENSOR	

HAND TOWEL & DISPENSERS

	Pull Through 2 Ply x 500 Sheet 	Fits Centrefeed Towel Sierra Dispenser and generic.	PUL2600	6 RL /CS
	Centrefeed Towel Sierra	Fits Pull Through 2 Ply Towel.	DISCENTRE	
	Household Towel 210 Sheets		ROY24AD	12 RL /CS

TOILET TISSUE & DISPENSERS

	2 Ply Toilet Tissue 420 Sheets 	Fits into Vertical Double Roll Dispenser and single and double chrome dispenser #159fr, tid50fr, tid46fr.	TPP420	48 RL /CS
	2 Ply Toilet Tissue Premium 500 Sheet	Fits into Vertical Double Roll Dispenser and single and double chrome dispenser #159fr, tid50fr, tid46fr.	TIS500	48 RL /CS
	1 Ply 1000 Sheet Toilet Tissue 	Fits into Vertical Double Roll Dispenser and single and double chrome dispenser #159fr, tid50fr, tid46fr.	1PWR	48 RL /CS
	Vertical Double Roll Toilet Tissue	Uses regular 1 or 2 Ply toilet tissue.	159FR	NS
	Chrome Toilet Tissue	Tension springs restrict paper consumption to prevent free wheeling of roll.	TID50FR	DOUBLE
			TID46FR	SINGLE